

These slides are based on the presenter's studies on Low Dose Medicine.

The information presented here is not to be considered a prescription and no medical or legal responsibility for misuse of the information presented will be accepted.

This information is for educational purposes for licensed health care professionals within their scope of practice.



ALLA RICERCA DEL RESPIRO PERDUTO

Approccio multilaterale e integrato per la prevenzione ed il benessere

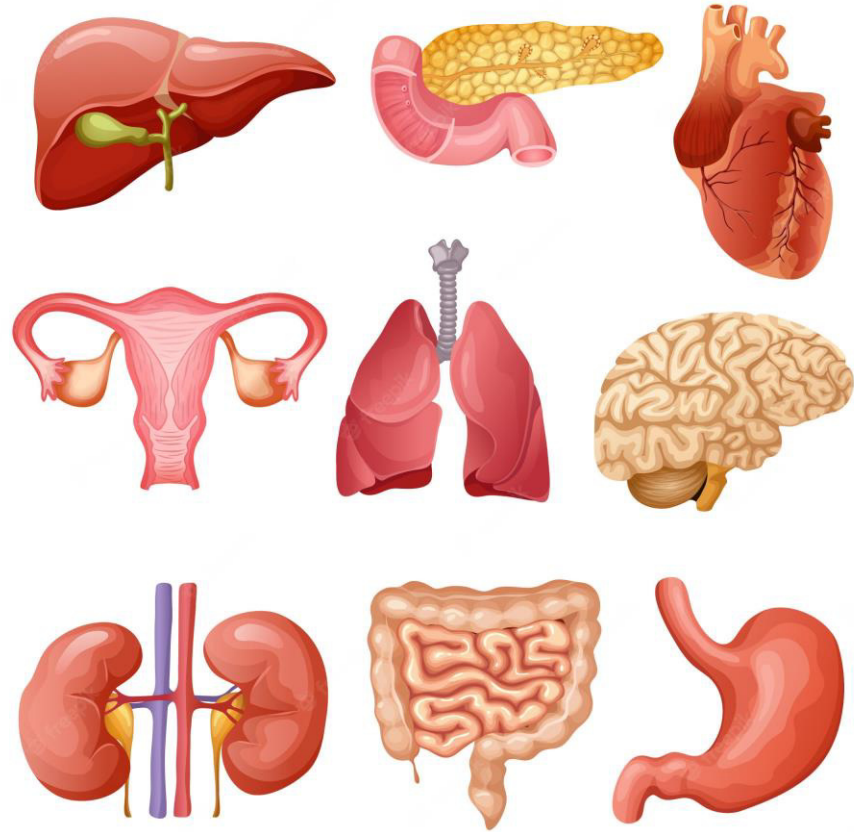
Castel San Pietro Terme

27 Maggio 2023

Razionale farmacologico *low dose* nelle patologie respiratorie allergiche

Alessandro Perra – Direttore Scientifico Guna S.p.a.

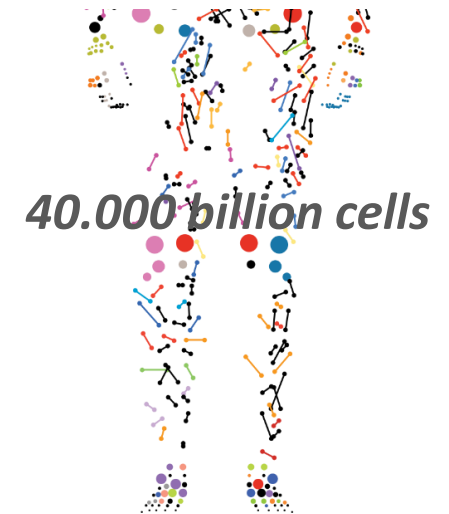
A long journey from Reductionism to SYSTEM MEDICINE



P
N
E
I

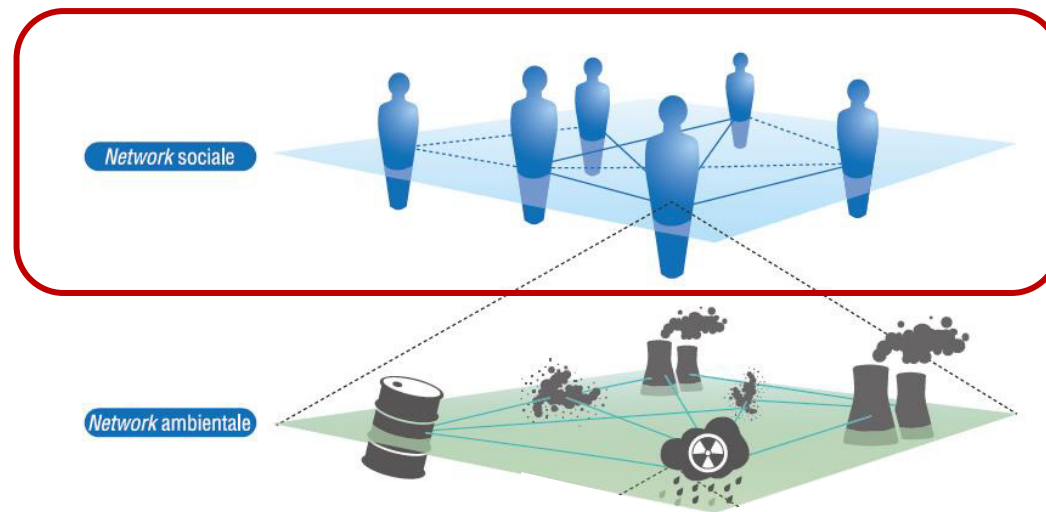



THE HUMAN BODY
IS A NETWORK
OF COMMUNICATING CELLS



Bianconi E, Piovesan A, Facchin F, Beraudi A, Casadei R, Frabetti F, Vitale L, et al. An estimation of the number of cells in the human body. Ann Hum Biol. 2013;40(6):463-71.

Systems Medicine (Network Medicine)



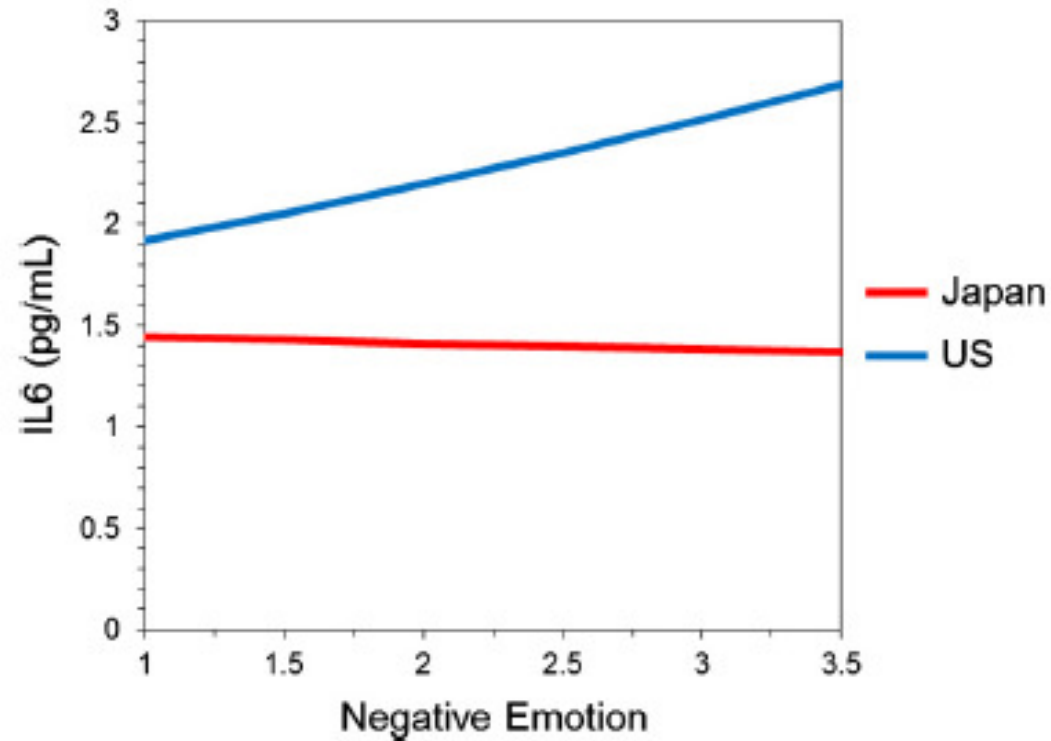


Fig. 1. Cultural moderation of the association between negative emotions and IL-6 after controlling for gender, age, and years of education, positive emotions, neuroticism, extraversion, smoking status, alcohol consumption, the number of chronic conditions linked to inflammation, and log-transformed BMI (Model 5). Negative emotions were rated on a 5-point rating scale: *none of the time* (1), *a little of the time* (2), *some of the time* (3), *most of the time* (4), and *all the time* (5). Negative emotions predicted IL-6 in the United States, $b = 0.06$, S.E. = 0.02, $t(1363) = 2.68$, $p = .001$, but not in Japan, $b = -0.01$, S.E. = 0.03, $t(1363) = 0.35$, $p = .73$.

P


N

E

I

frontiers in
PHYSIOLOGY

REVIEW ARTICLE
published: 05 September 2012
doi: 10.3389/fphys.2012.00343



Airway responsiveness to psychological processes in asthma and health

*Thomas Ritz**

Southern Methodist University, Dallas, TX, USA

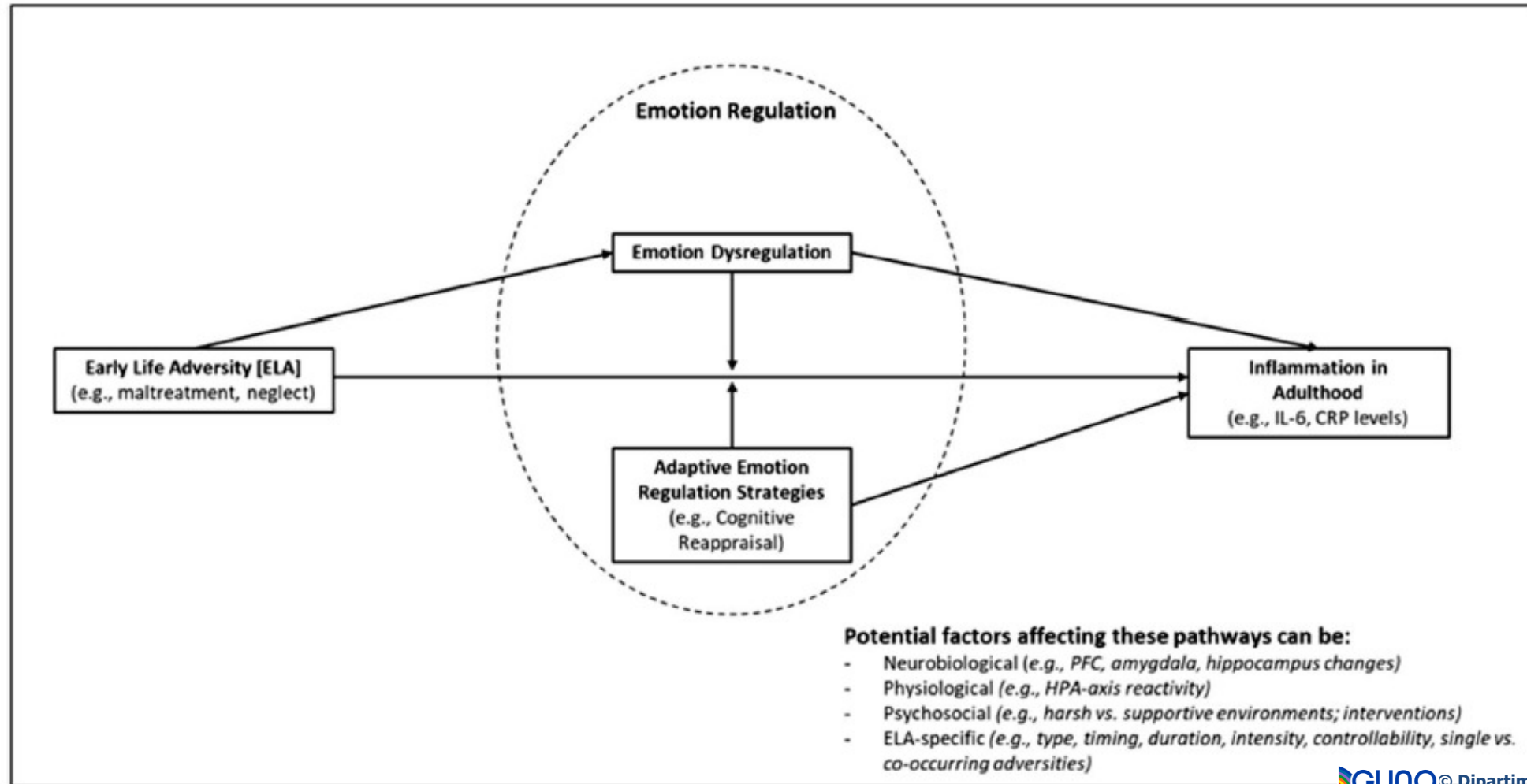
Psychological factors impact airway diseases pathophysiology: i.e. **asthma exacerbation**



Emotion Regulation as a Pathway Connecting Early Life Adversity and Inflammation in Adulthood: a Conceptual Framework

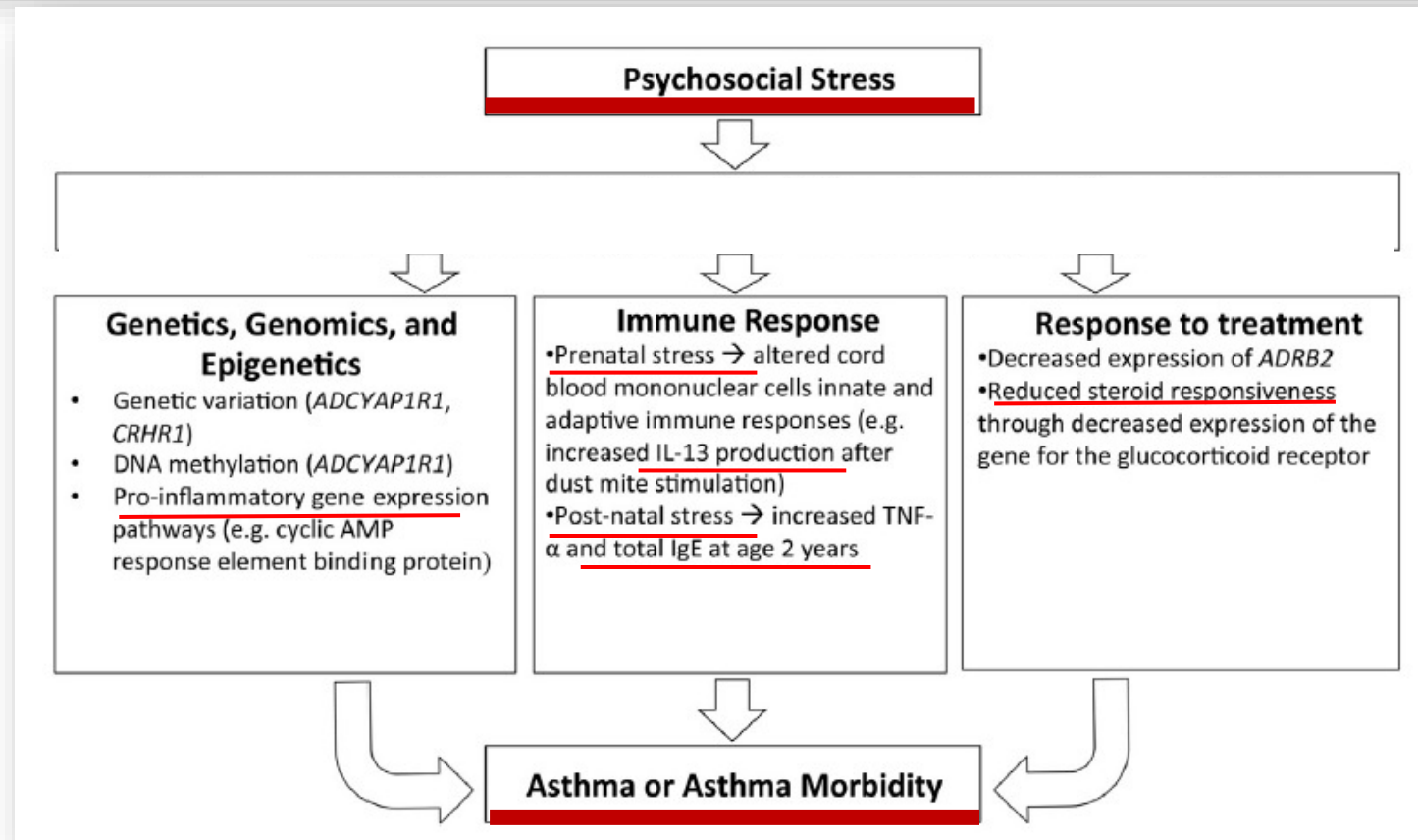
Ambika Mathur¹ · Jacinda C. Li² · Sarah R. Lipitz¹ · Jennifer E. Graham-Engeland¹

Accepted: 6 January 2022 / Published online: 23 February 2022
© The Author(s), under exclusive licence to Springer Nature Switzerland AG 2022



Stress and asthma: Novel insights on genetic, epigenetic, and immunologic mechanisms






Stacy L. Rosenberg, MD,^a Gregory E. Miller, PhD,^b John M. Brehm, MD, MPH,^a and Juan C. Celedón, MD, DrPH^a
Pittsburgh, Pa, and Evanston, Ill



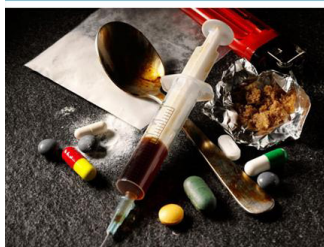


LOW DOSE PHARMACOLOGY



A paradigm shift



INTERNATIONAL JOURNAL OF
DRUG DESIGN & DEVELOPMENT

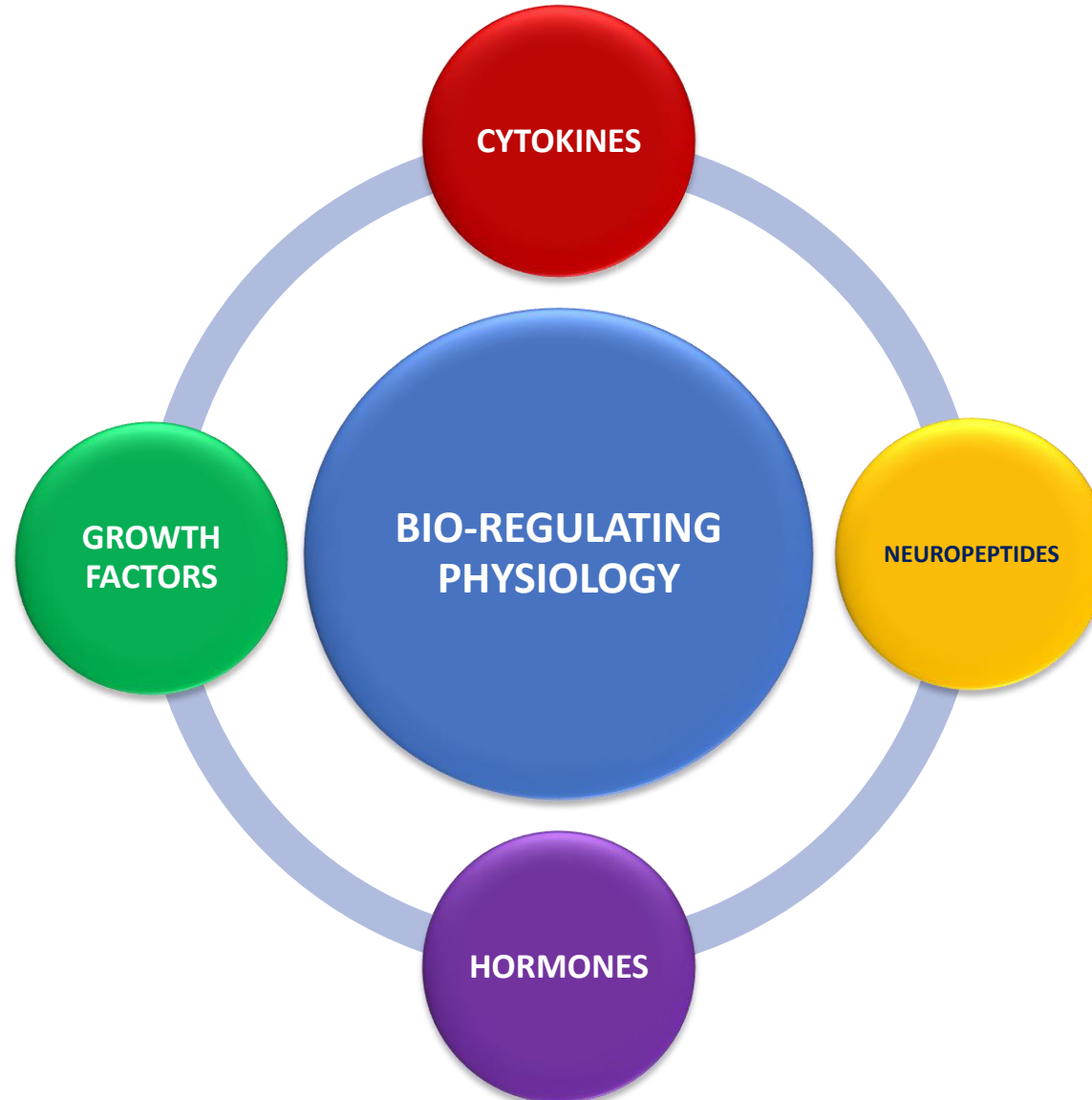


SMonline
Scientific Resources
www.smjournals.com



SIGNALING MOLECULES-BASED LOW DOSE PHARMACOLOGY

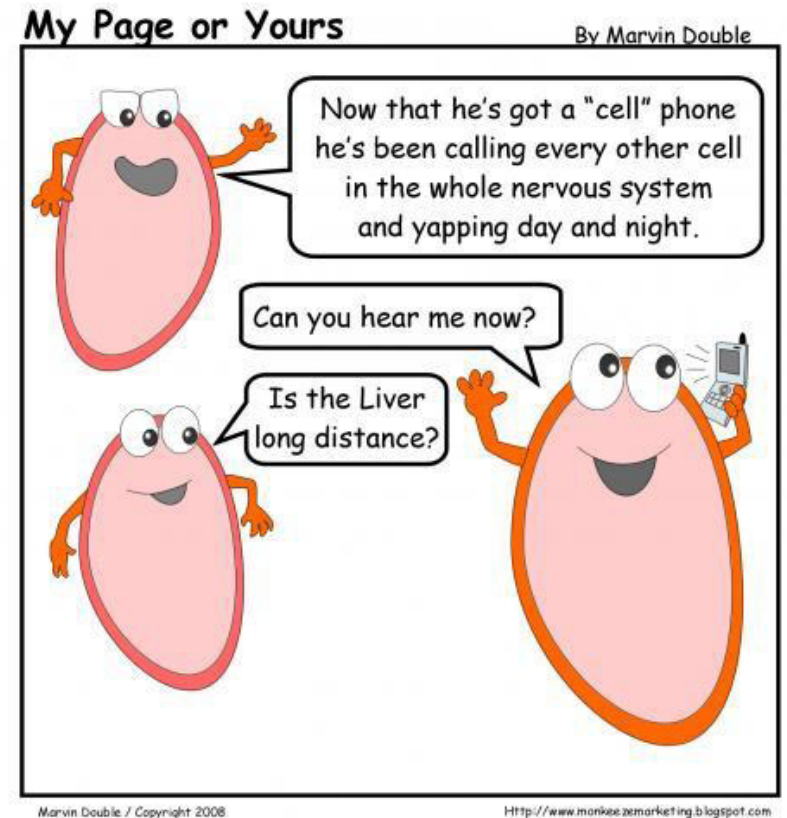
THE GREAT INNOVATION



Signaling Molecules

The Foundation for LDM

*CYTYOKINES are **MESSENGERS**,
THE WORDS used by the 3
homeostatic control systems and
BY THE CELLS to speak each other
...and to lead the body
physiology.*



Signaling (Messenger) Molecules

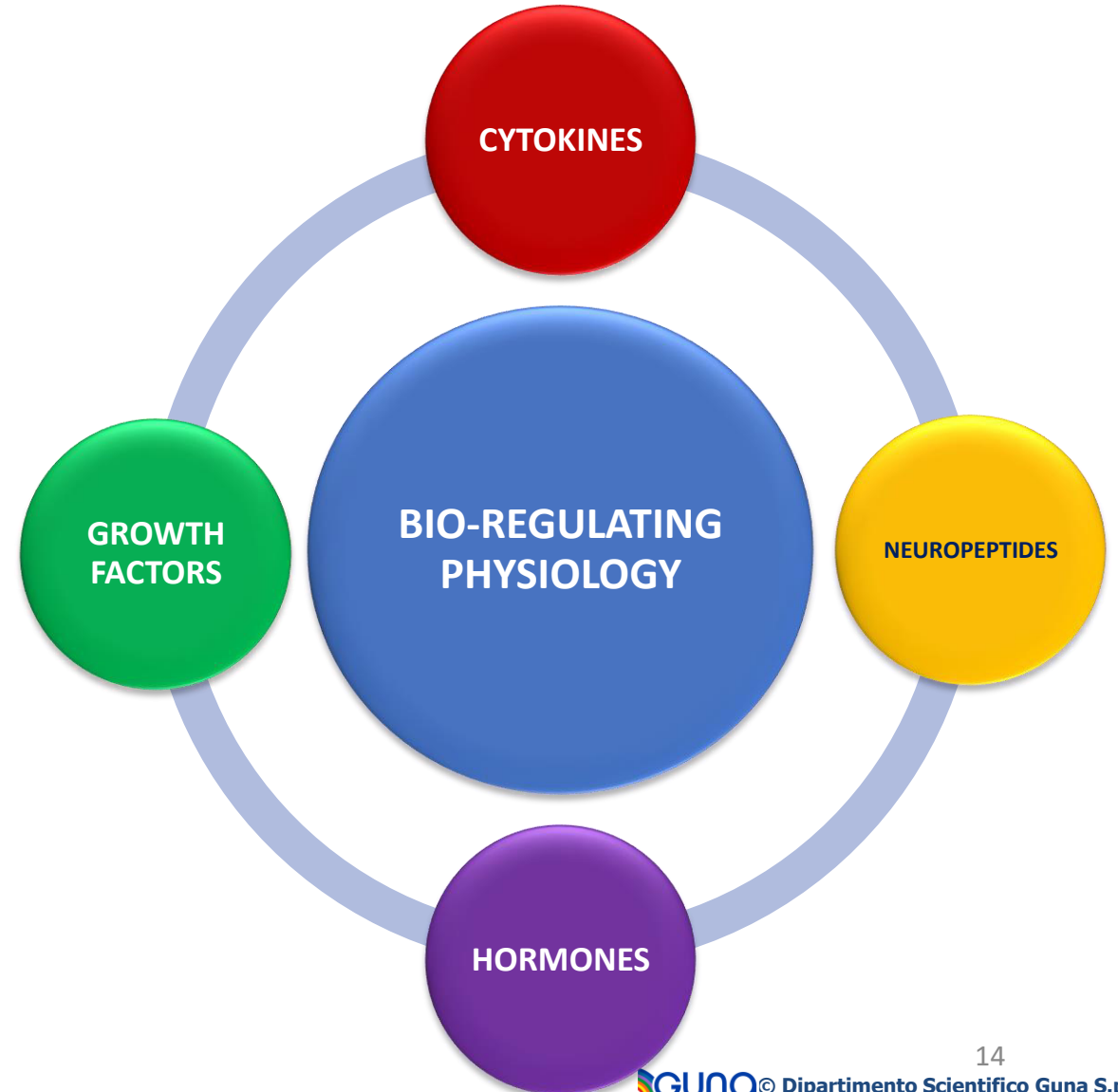
The Foundation for Low Dose Pharmacology

***Cells talk to each other at a
very low volume (i.e. sub-
nanomolar concentration)***

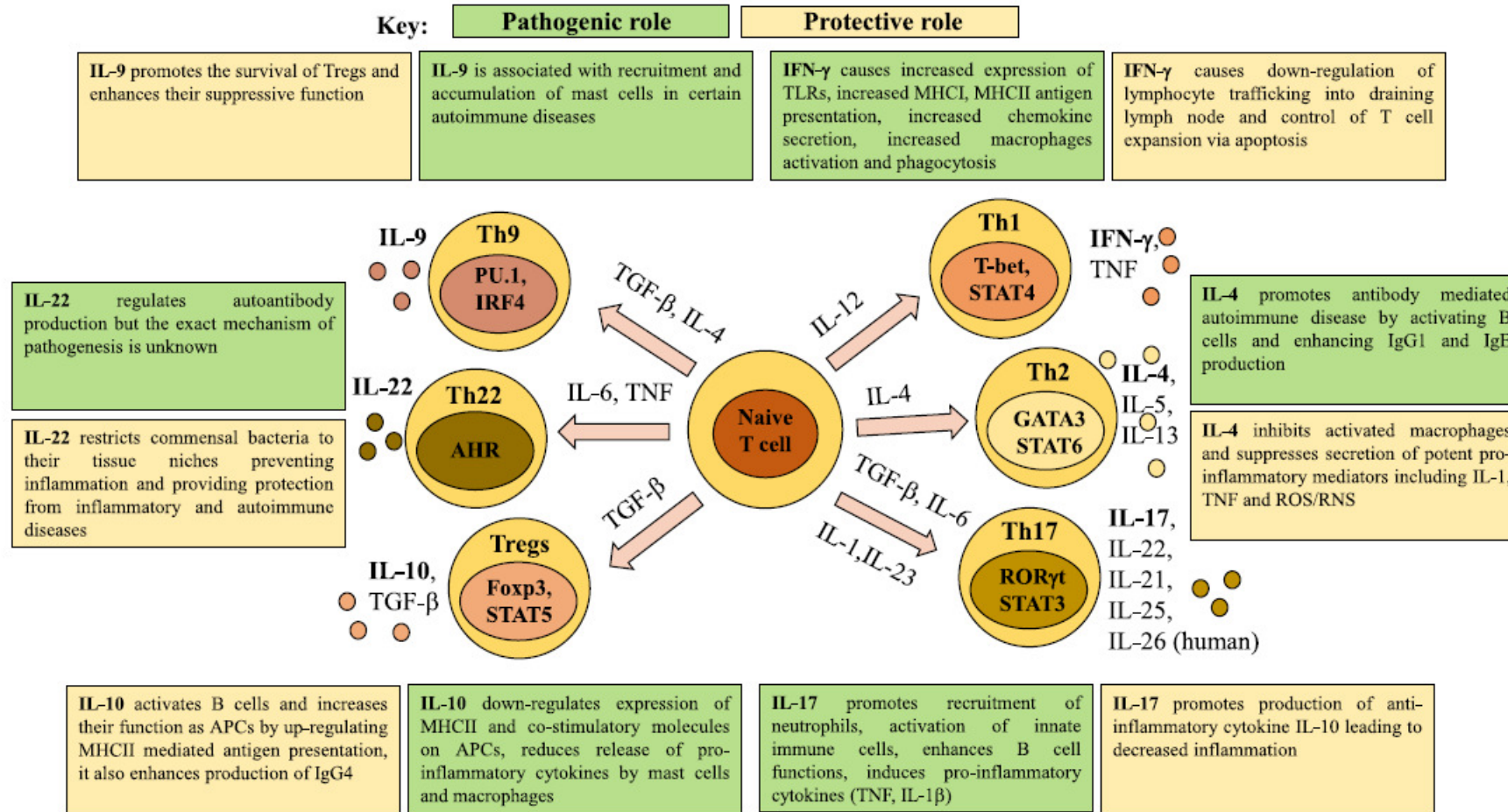
SIGNALING MOLECULES

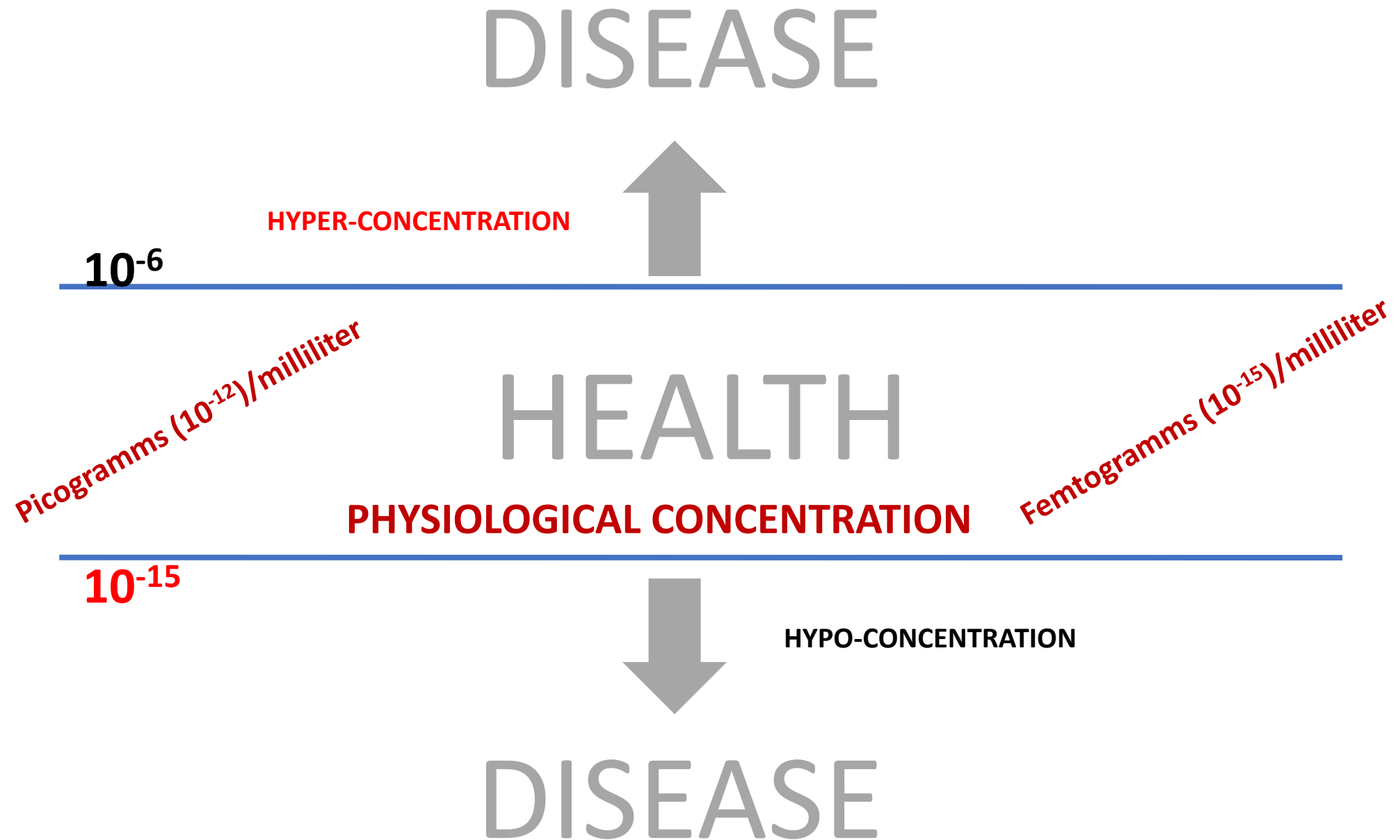
Quality and Quantity

Not just the right
MESSAGE but the
right «**VOLUME**» too.

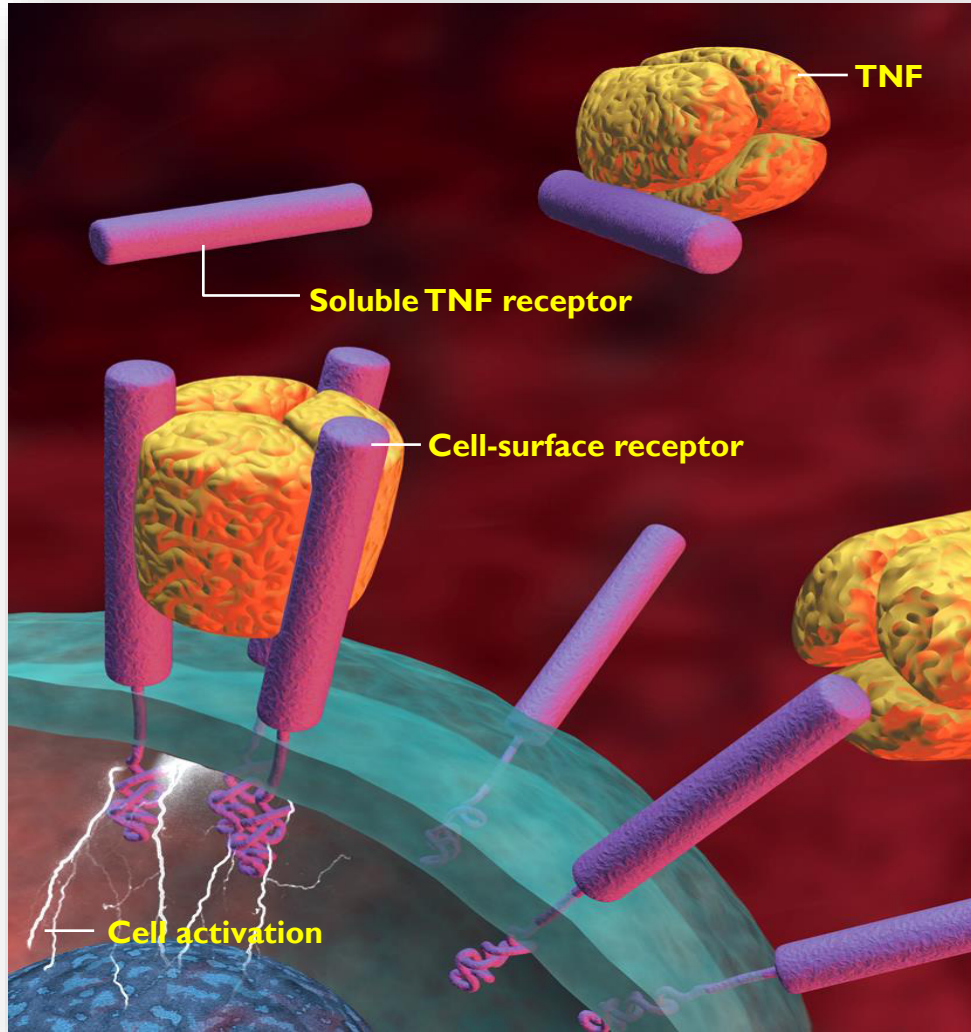


Neither good nor bad in Nature





TRANS-MEMBRANE RECEPTORS Up- and Down-Regulation

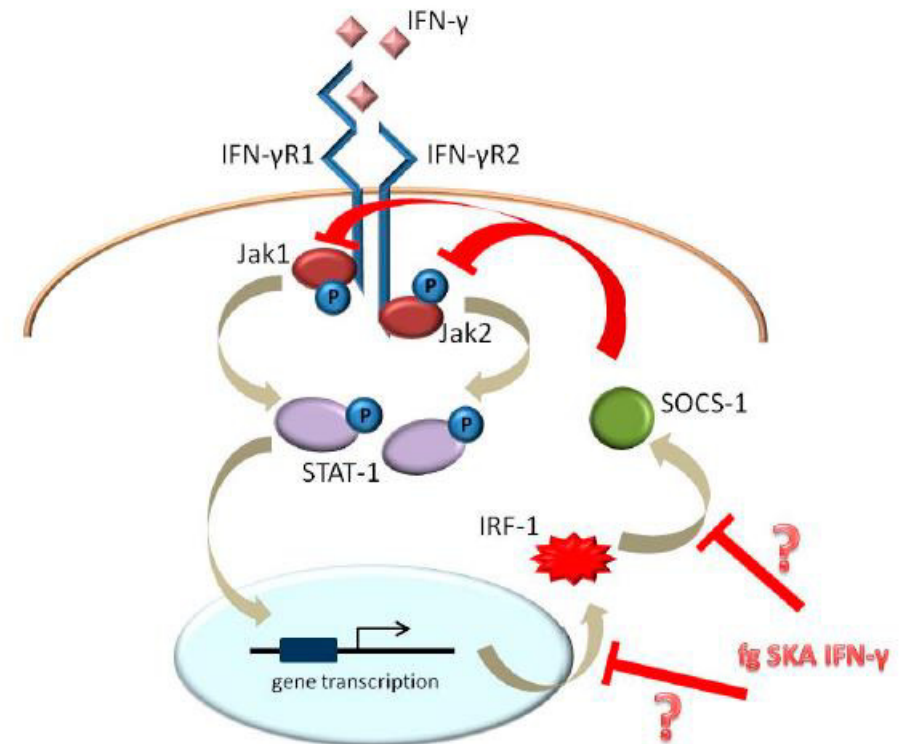


Jak-1: Tyrosine kinasis
 STAT-1: Signal transducer and activator of transcription 1
 SOCS-1:Suppressor of cytokin signaling 1

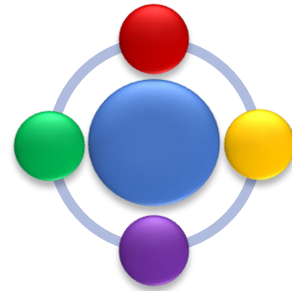
Article

Femtograms of Interferon- γ Suffice to Modulate the Behavior of Jurkat Cells: A New Light in Immunomodulation

Sara Castiglioni ^{1,*} , Vincenzo Miranda ² , Alessandra Cazzaniga ¹, Marilena Campanella ², Michele Nichelatti ³, Marco Andena ¹ and Jeanette A. M. Maier ¹

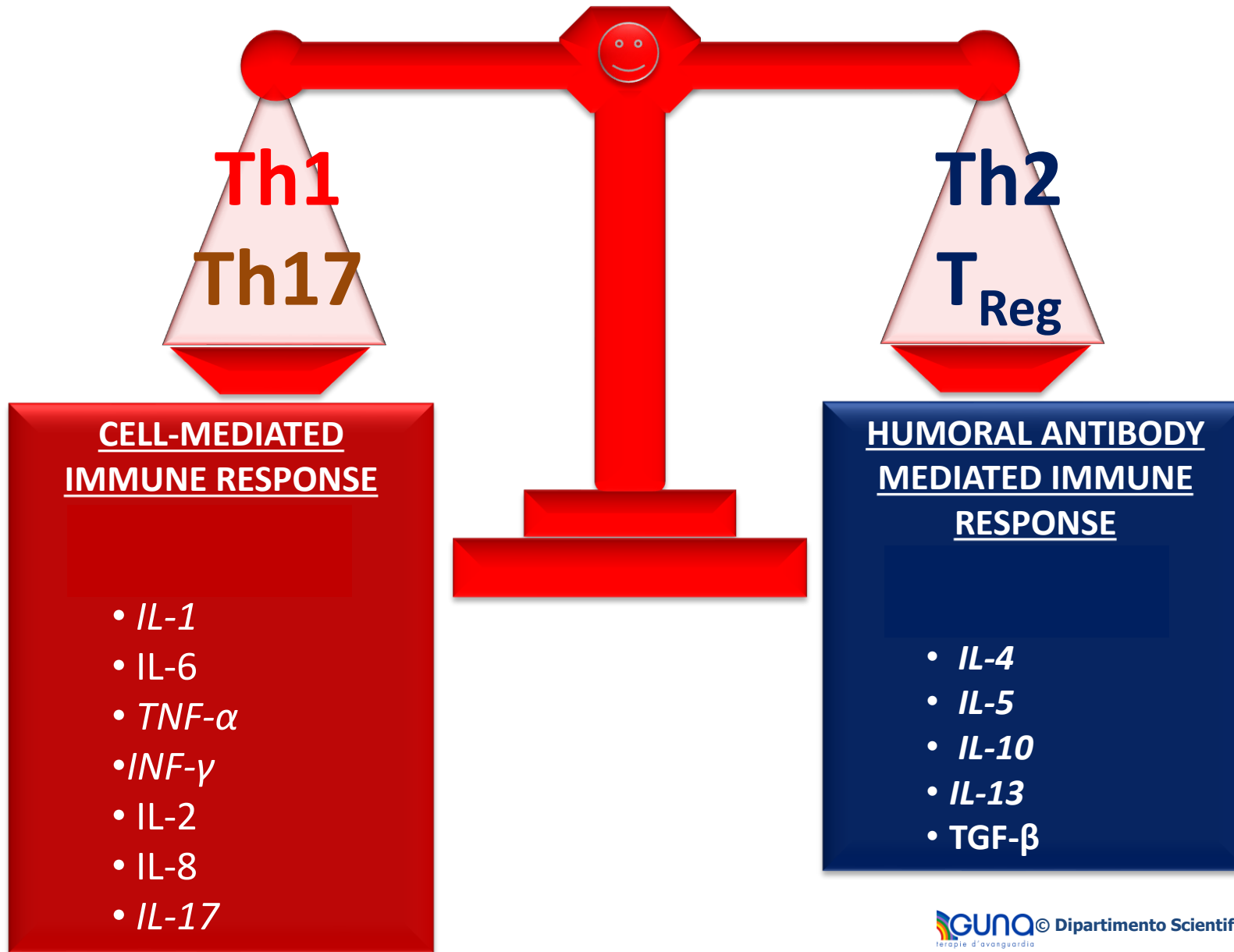


A premise for the clinical use of low dose cytokines in allergic asthma

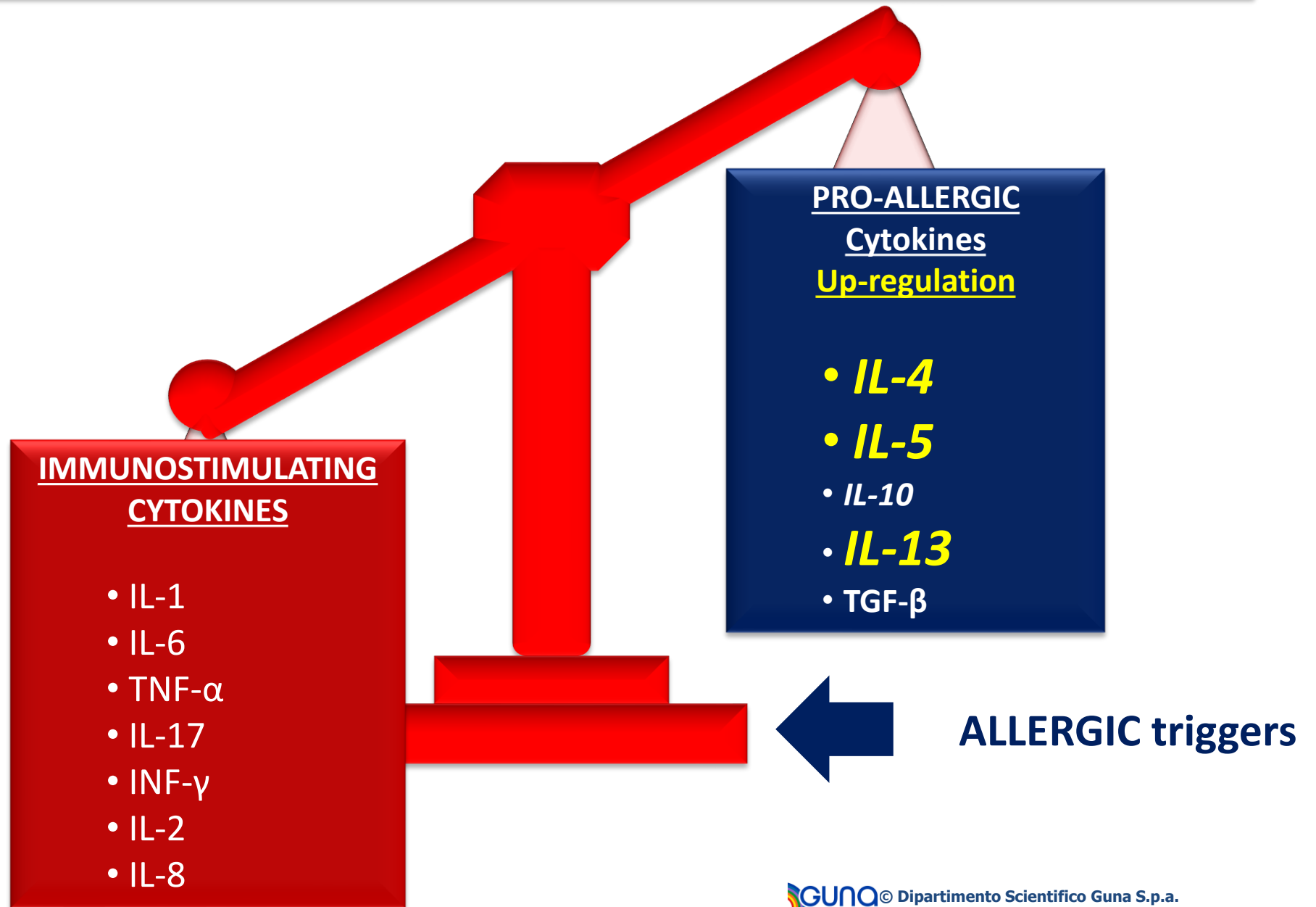


DISEASES CAN BE CONSIDERED AS AN EXPRESSION, A CONSEQUENCE OF AN **UNBALANCE OF T- HELPER SUBSETS AND CHANGED EXPRESSIONS OF RELATED *SIGNALING MOLECULES* CONCENTRATION**

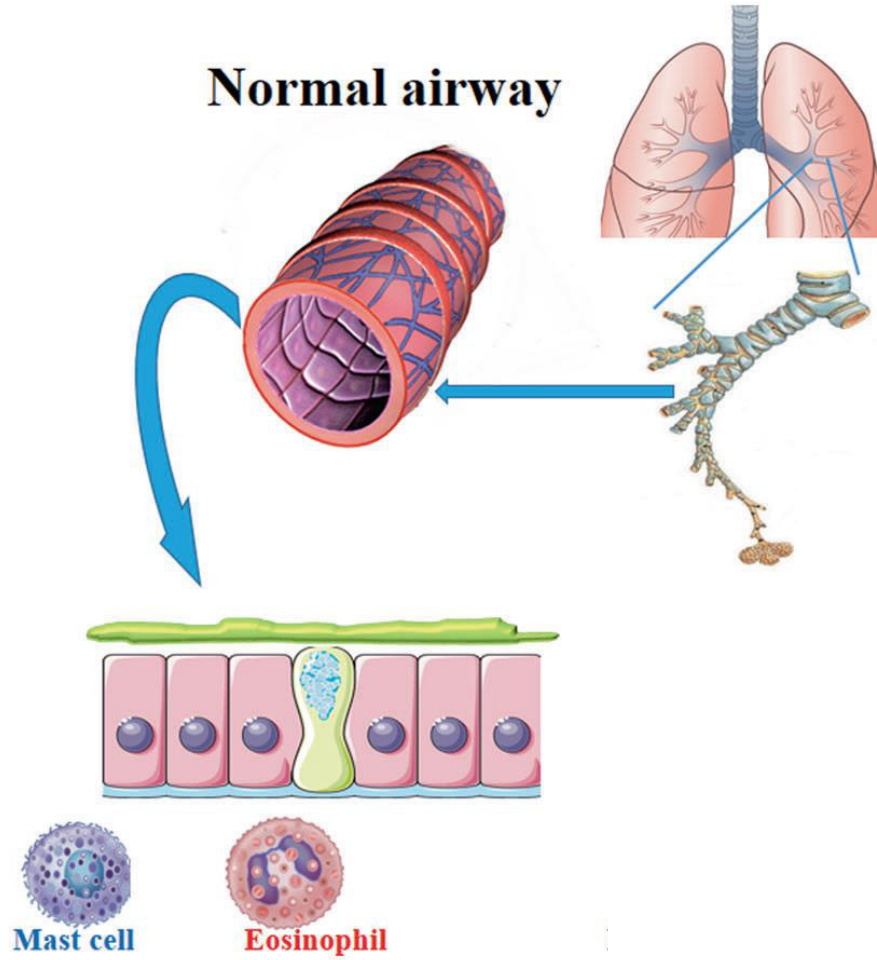
Relationships between Th subsets



By an immunological point of view...in allergic diseases



Cytokines and asthmatic airway

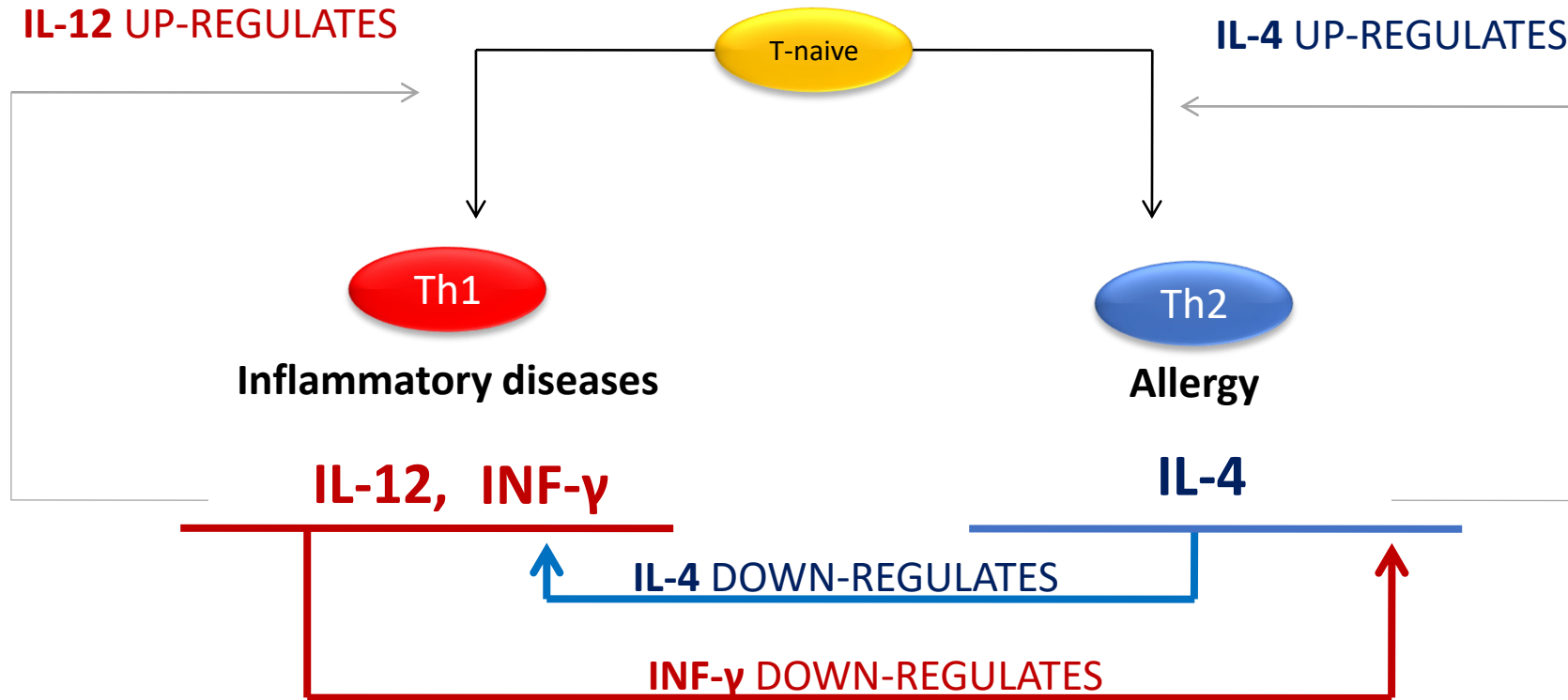


IF ALLERGIC ASTHMA IS AN EXPRESSION, A CONSEQUENCE OF
CHANGED CONCENTRATION OF *SIGNALING MOLECULES...*

PROBLEM

Is it possible to modulate the
action of cytokines and other
signaling molecules?

THE CONCEPT OF BALANCE – RECIPROCALITY of TH CELLS



Th subsets **cross-regulate** expansion and functions each other.


- Cooke A. Th17 in Inflammatory Conditions. 2006, Rev Diabetic Stud 3: 72-7

- Bettelli E. et al. Th17: the third member of the effector T cell trilogy. Current Opinion in Immunology 2007, 19: 652-657



REVIEW ARTICLE OPEN

Targeting cell signaling in allergic asthma

Seyyed Shamsadin Athari 




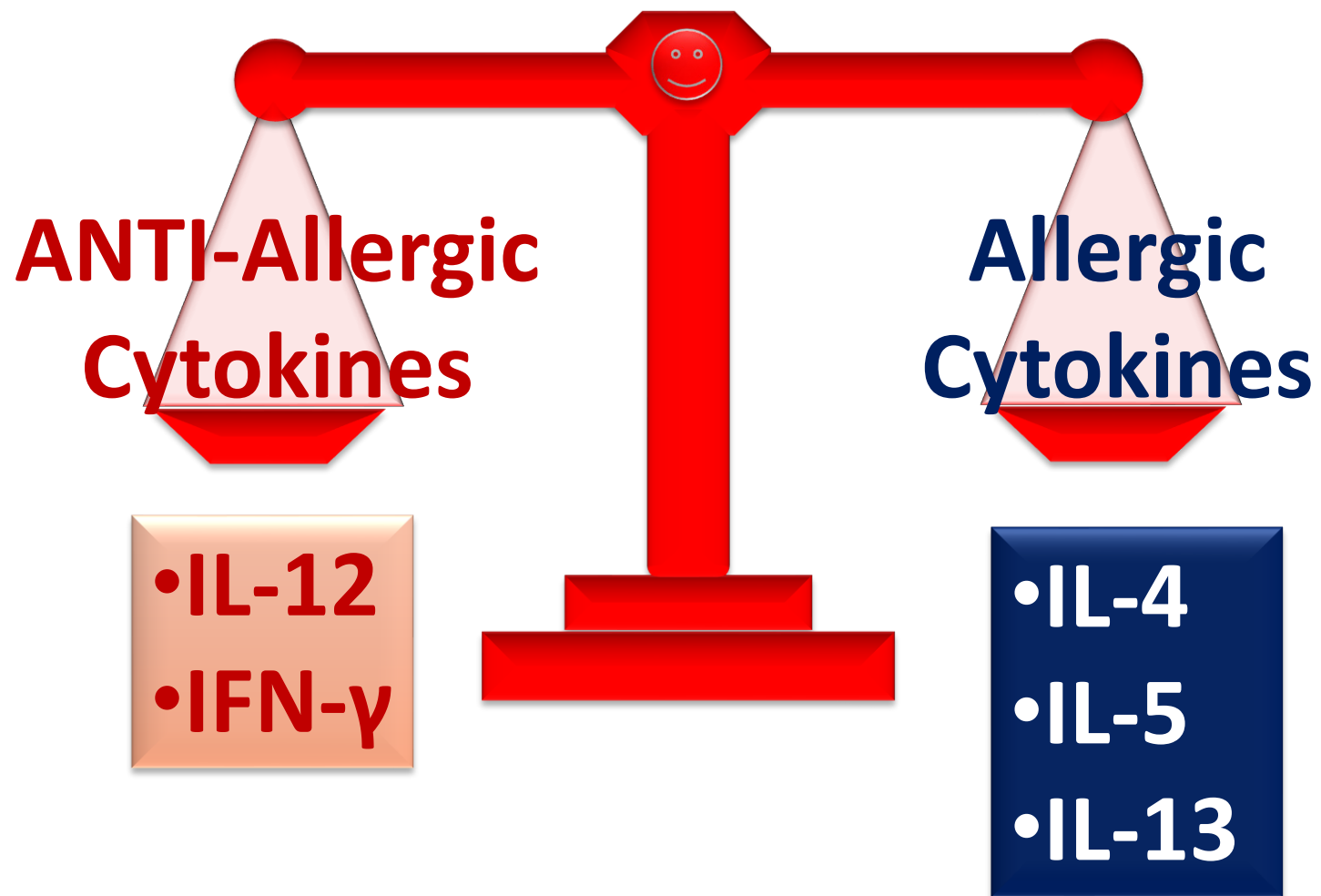
International Journal of
Molecular Sciences



Review

Taking a Breather: Advances in Interleukin 5 Inhibition for Asthma Relief

Oliver William Massey^{1,2} and Cenk Suphioglu^{1,2,*} 



THE ORIGINAL SIN OF THE ALLERGIC PATIENT

The great innovative element brought by LDM is to be able to act on the Th1/Th2 SWITCH through mechanisms of immunoregulation operated **signaling molecules** (IL-12 e IFN- γ) in physiological *low dose (1pg/ml) SKA¹ able to cross-regulate the immune balance*

**THAT'S THE DEEP MEANING OF OUR
AETIOLOGIC/PREVENTIVE THERAPY FOR ALLERGIES**

1. Gariboldi S. et al. – Low dose oral administration of cytokines for treatment of allergic asthma, Pulmonary Pharmacology & Therapeutics 22 (2009) 497-510, doi: 10.1016/j.pupt.2009.05.002



Contents lists available at ScienceDirect

Pulmonary Pharmacology & Therapeutics

journal homepage: www.elsevier.com/locate/ypupt



Low dose oral administration of cytokines for treatment of allergic asthma

Silvia Gariboldi¹, Marco Palazzo¹, Laura Zanobbio, Giuseppina F. Dusio, Valentina Mauro, Umberto Solimene, Diego Cardani, Martina Mantovani, Cristiano Rumio*

IMIL – Italian Mucosal Immunity Laboratory, Department of Human Morphology and Biomedical Sciences "Città Studi", Università degli Studi di Milano, via Mangiagalli 31, 20133 Milano, Italy

1. Gariboldi S. et al. – Low dose oral administration of cytokines for treatment of allergic asthma, *Pulmonary Pharmacology & Therapeutics* 22 (2009) 497-510, doi: 10.1016/j.pupt.2009.05.002



**LUCKY
MOUSE**

EXPERIMENTAL PROTOCOL

DAY 1

Injection of 1 mg of egg-albumin + 5 mg Al(OH)₃ in PBS (IP)



DAY 7

Injection of 1 mg of egg-albumin + 5 mg Al(OH)₃ in PBS (IP)



DAY 13

Aerosol of 1 mg of egg-albumin + 5 mg Al(OH)₃ in PBS



**ALLERGIC
MOUSE**

TREATMENT WITH IL-12+IFN- γ

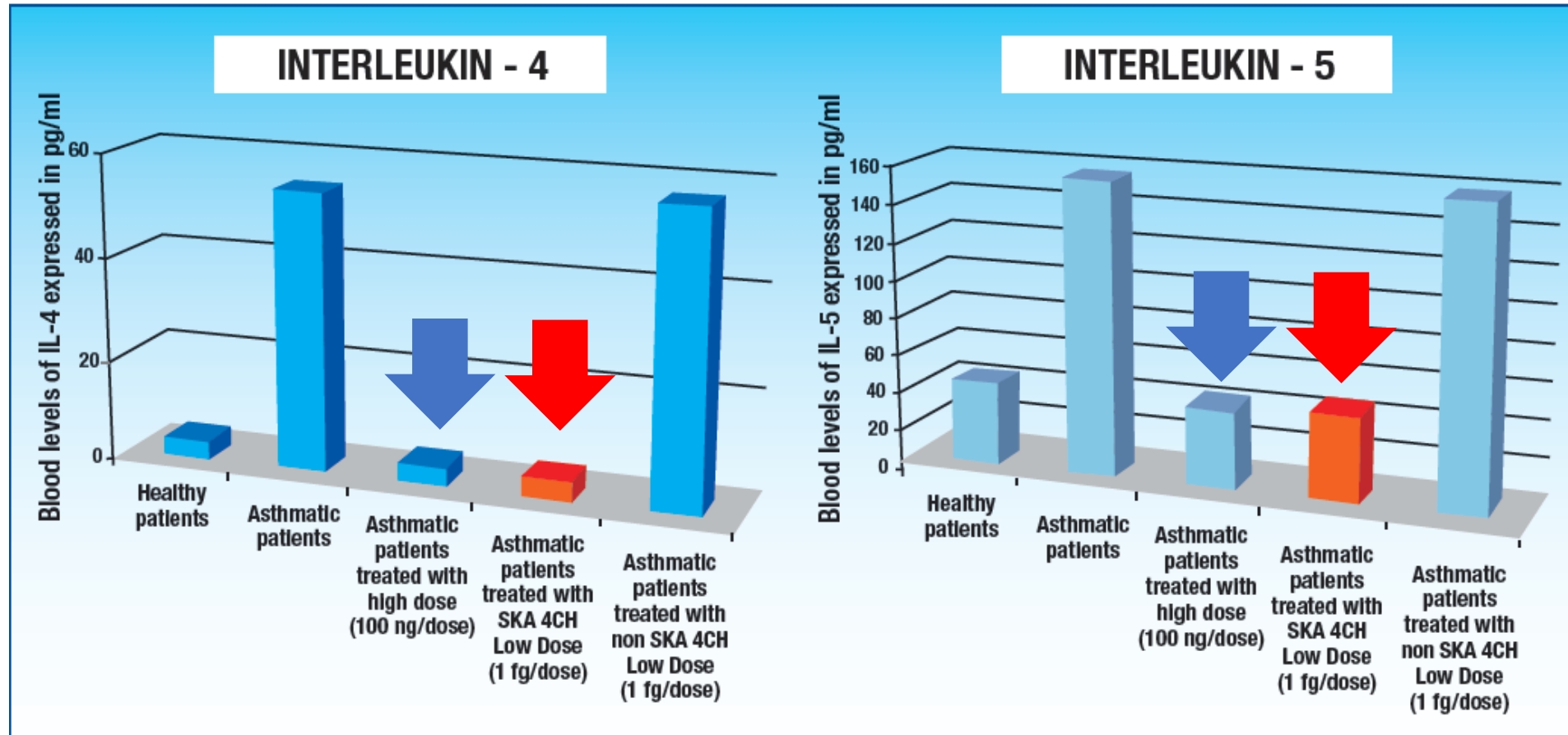
from DAY 18 until DAY 38
Blood drawing

DAY 38
Bronchoalveolar lavage fluid

DAY 30
5% egg-albumin in PBS 0,5. (Aerosol)

DAY 27
Injection of 1 mg of egg-albumin + 5 mg Al(OH)₃ in PBS (IP)

Level of IL-4 and IL-5 in mice sera at day 7th of treatment



Level of IL-12 and IFN- γ in mice sera at day 7th of treatment

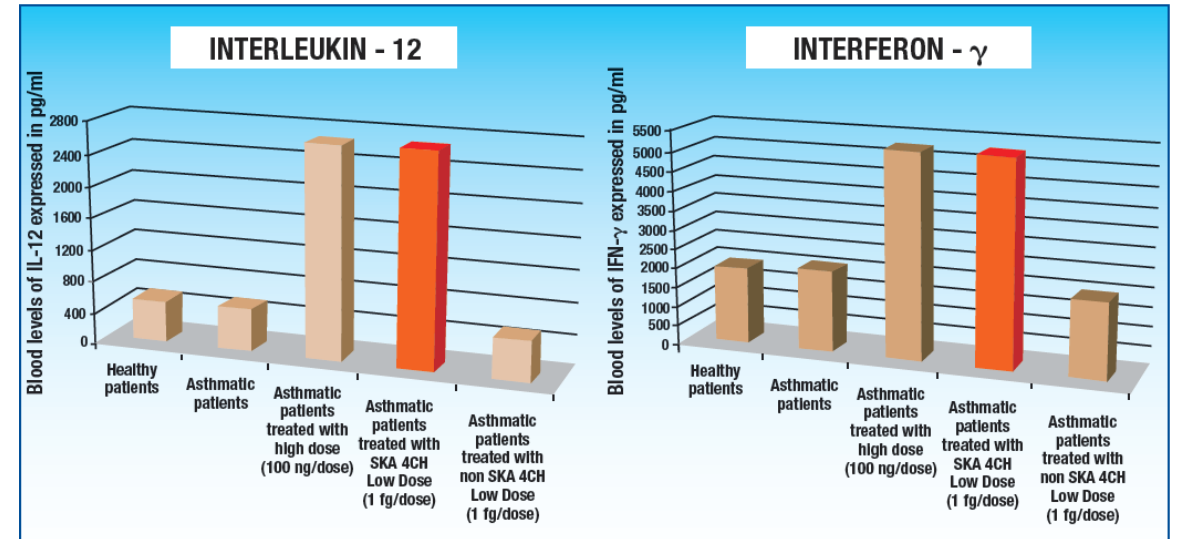
HIGH DOSE TREATMENT GROUP
100 ng/dose (10^{-9})





Broncho Alveolar
Fluid
Picogramms (10^{-12})



LOW DOSE (HOMEOPATHIC) TREATMENT
GROUP
1 fg/dose (10^{-15})

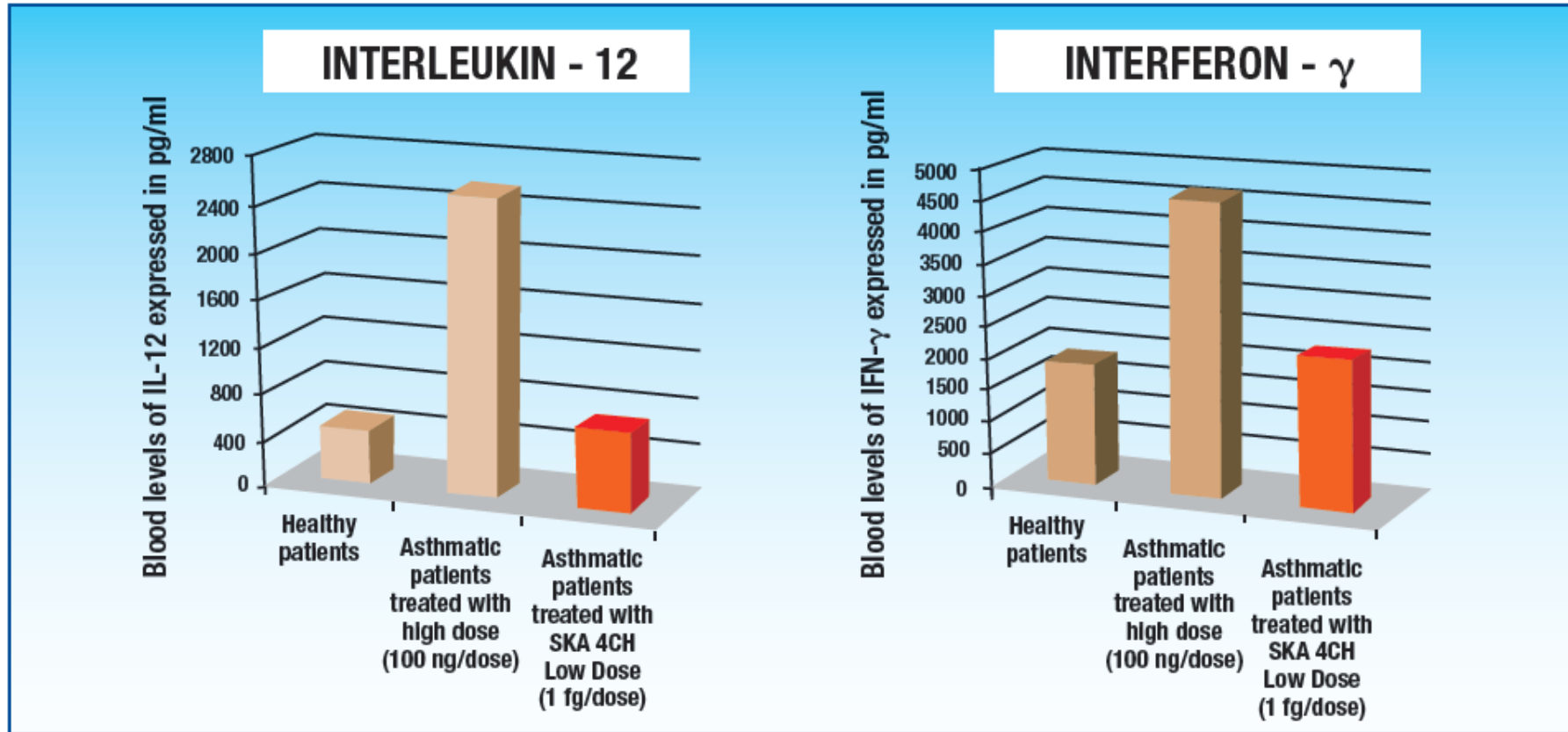


Eosinophils number in mouse BALF (*Bronchoalveolar Lavage Fluid*) at day 20 of treatment

Group	Number of eosinophil granulocytes in the bronchoalveolar lavage fluid (BALF) on day 20 th
Healthy patients	0
Asthmatic patients	20,188 ± 0,613
 Asthmatic patients treated with high dose (100 ng/dose)	0
 Asthmatic patients treated with SKA 4CH Low Dose	0
Asthmatic patients treated with non SKA 4CH Low Dose	19,567 ± 0,685

Number of cells expressed in cells/BALF (x10⁴)

Blood levels of IL-12 and IFN- γ
13 days after the end of the
treatment based on high dose
administration of IL-12 and IFN- γ
or SKA Low Dose



Carello et al. *Italian Journal of Pediatrics* (2017) 43:78
DOI 10.1186/s13052-017-0393-5

Italian Journal of Pediatrics

RESEARCH

Open Access



Long-term treatment with low-dose medicine in chronic childhood eczema: a double-blind two-stage randomized control trial

R. Carello^{1†}, L. Ricottini^{2†}, V. Miranda², P. Panei³, L. Rocchi¹, R. Arcieri³ and E. Galli¹



Coordinating centre

U.O. di Immuno-Allergologia dell'Età Evolutiva

Responsabile Prof.ssa Elena Galli

Centro Ricerca, Ospedale S.Pietro Fatebenefratelli

Via Cassia, 600 - 00189 Roma



U.O. di Bio-Statistica dell'Istituto Superiore di Sanità

Responsabile dr. Pietro Panei

Via Regina Elena, 299 - 00161 Roma

Long-term treatment with low-dose medicine in chronic childhood eczema: a double-blind two-stage randomized control trial



R. Carello^{1*}, L. Ricottini^{2†}, V. Miranda², P. Panei³, L. Rocchi¹, R. Arcieri³ and E. Galli¹

• **IFN-gamma low dose (1 pg/ml):** 8/15 drops twice a day for 8 months (discontinued)

+

• **IL-12 low dose (1 pg/ml):** 8/15 drops twice a day for 8 months (discontinued)

+

• **GALIUM (20 components):** 8/15 drops twice a day for 8 months (discontinued)

STUDY OUTCOMES

Primary outcome

- Reduction of the severity of atopic dermatitis evaluated according to the **SCORAD** index with a percentage of predicted improvement of **30%**.

Secondary outcomes

- **Elongation of the "disease-free interval"**.
- Tolerability and compliance of the treatment and management of adverse events.
- Skin Prick Test to major inhalant allergens and food.
- Skin Prick by Prick Test to major food allergens.
- Patch Test to major food allergens, mites and Nickel.
- Total and specific IgE to major inhalant allergens and food.
- Characterization of lymphocyte subpopulations by flow cytometry using battery of monoclonal antibodies.
- Study of cellular and serum pro-and anti-inflammatory cytokines IL-10, IL-13, IL-12 and IFN gamma.

RESULTS

The group treated with **low dose SKA CTK** registered a decrease of SCORAD score between T0 and T8 of **54%**, decrease which continues in the follow-up until it reaches **64%**.

In the same period of observation, the treated group had a **significant reduction of the medication to control symptoms (antihistamines and topical corticosteroids)**.

The study also showed a progressive improvement of the **quality of life** (itching and nocturnal disturbances) of subjects treated with **low dose SKA CTK** during the entire period of investigation.

Research

Open Access

IL-13 induces a bronchial epithelial phenotype that is profibrotic

Nikita K Malavia¹, Justin D Mih², Christopher B Raub², Bao T Dinh² and Steven C George^{*1,2}

Asthmatic Epithelial Cell Proliferation and Stimulation of Collagen Production

Human Asthmatic Epithelial Cells Stimulate Collagen Type III Production by Human Lung Myofibroblasts after Segmental Allergen Challenge

ANNETTE T. HASTIE, WALTER K. KRAFT, KRISTIN B. NYCE, JAMES G. ZANGRILLI, ALI I. MUSANI, JAMES E. FISH, and STEPHEN P. PETERS

Department of Medicine, Division of Critical Care, Pulmonary, Allergic & Immunologic Diseases, and Division of Clinical Pharmacology, Jefferson Medical College of Thomas Jefferson University, Philadelphia, Pennsylvania

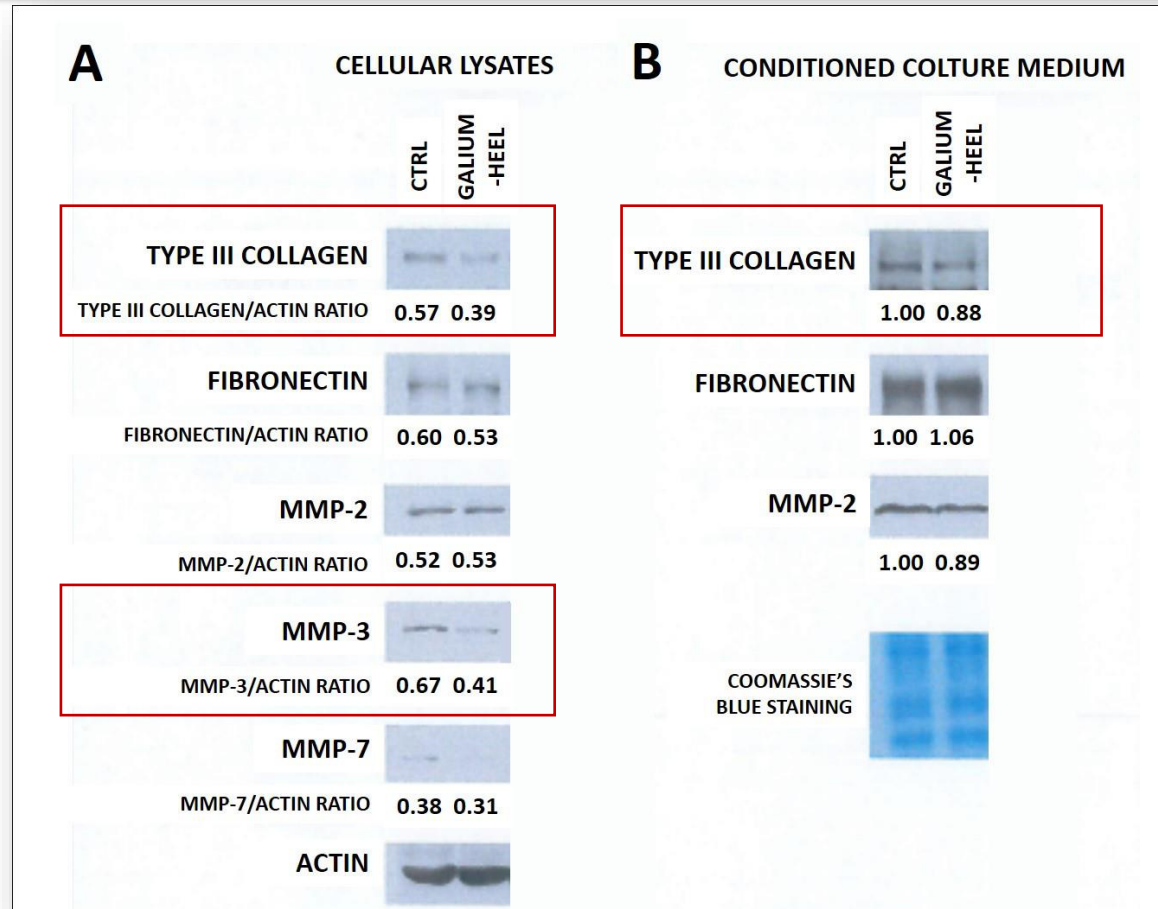
Effects of a natural multi-component compound formulation on the growth, morphology and extracellular matrix production of human adult dermal fibroblasts

MONICA BENVENUTO¹, ROSANNA MATTERA¹, MARTINO TONY MIELE²,
MARIA GABRIELLA GIGANTI¹, ILARIA TRESOLDI¹, LOREDANA ALBONICI¹,
VITTORIO MANZARI¹, ANDREA MODESTI¹, LAURA MASUELLI^{3*} and ROBERTO BEI^{1*}

Departments of ¹Clinical Sciences and Translational Medicine and ²Experimental Medicine, University of Rome 'Tor Vergata', I-00133 Rome; ³Department of Experimental Medicine, University of Rome 'Sapienza', I-00161 Rome, Italy

Received January 30, 2019; Accepted July 16, 2019

DOI: 10.3892/etm.2019.7872



Pannello A – L'espressione del collagene di Tipo III, della fibronectina, delle MMP-2, MMP-3 e MMP-7 è stata valutata tramite Western Blotting su lisato cellulare (HDF) trattate per 48 ore con Cloruro di Sodio (CTRL) o GALIUM HEEL alla diluizione 1 :2 in DMEM 0.2% BSA. L'Actina è stata usata come controllo interno. Vengono riportati i rapporti densitometrici tra ogni proteina e l'actina.

Il trattamento CON GALIUM-HEEL riduce significativamente l'espressione di Collagene di Tipo III (p=0.02) e di MMP-3 (P=0.002)

Panel B. L'espressione del collagene di Tipo III, della fibronectina ed MMP-2 è stata valutata tramite Western Blotting sul medium di coltura condizionato di cellule HDF. Il rapporto densitometrico tra l'espressione delle proteine analizzate è stato valutato tramite colorazione del gel con Blu di Coomassie per confermare il caricamento della medesima quantità di materiale proteico.

Il trattamento con GALIUM-HEEL riduce significativamente l'espressione di Collagene di Tipo III (p<0.001).

Why take it under consideration?

- 1) Highest clinical safety
- 2) Long term treatments
- 3) Effectiveness
- 4) Allows an overlapping approach
- 5) Fills the therapeutic *vacuum(s)*
- 6) Affordable cost